



# Step up to a Landice

Designed for the most demanding commercial applications, but built to accommodate all fitness levels from Rehabilitation to professional athletes, the E9 ElliptiMill® is the perfect solution.



## The Most Natural Stride

Patented Rollmentum™ center-drive replicates the body's natural motion.

## Lowest Step Up Height

Integrated rear step provides for the lowest step-up height of any elliptical.

## The Most Comfortable Feel

Orthopedic "gel" footpads provide optimal comfort and relieve foot fatigue.

## Metabolic Equivalent Speed and Distance

An advanced algorithm calculates your equivalent speed and distance based on your effort level and pedal speed.

## Adjustable Stride

Stride adjusts between 17" - 23" (43.1 - 58 cm).

## High-Tech Entertainment Center

Personal cooling fan, water bottle holders, and iPod or MP3 connectivity to play your favorite music on the built-in stereo speakers.

## The Ultimate in Flexibility

Integrated side frame foot rests with non-skid surface allows for isolated upper body workouts.

## Choose from Four Control Panels

Executive, Cardio, Pro Sports or Pro.

## Warranty

5 year parts warranty is valid for all applications including residential, light commercial, rehabilitation, health clubs and "pay-for-membership" facilities.

# High-Tech Entertainment Center



High powered stereo speakers

Moving hand rails with contoured finger grips

PodGrip™ holds device in place

iPhone, iPod or MP3 connectivity\*

Cooling fan

Water bottle holder

Accessory pocket

Contact heart-rate monitoring

LANDICE

EXECUTIVE

7 8 9  
4 5 6  
1 2 3  
0 ENTER  
AGE DATA INPUT WEIGHT

START  
PAUSE  
OFF

Miles 0.57 Pulse 7

LEVEL  
20  
EFFORT

SPEED  
17.7 mph  
UNITS

BACK MENU NEXT

\*iPhone, iPod or MP3 not included

# Executive Control Panel



**Metabolic Equivalent Speed**  
An advanced algorithm calculates your metabolic-equivalent-speed based on your effort level and pedal speed. If you can exercise at a metabolic-equivalent-speed of 12 MPH (19.3 km/h) on an ElliptiMill, it means you are capable of running 12 MPH (19.3 km/h) outside.



The Executive panel features a 8.5" (21.6 cm) computer-animated video display with state-of-the-art graphics.

High-Tech Entertainment Center not shown

## Race Mode with Automatic Shift Transmission

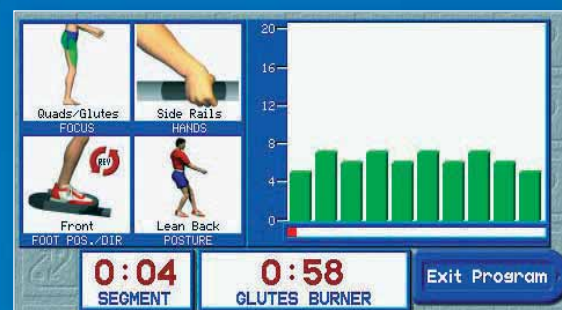
Race mode allows you to keep pace with another runner whose speed you define. The automatic shift transmission helps you stay on pace. As you increase your pedal speed, the ElliptiMill will automatically up-shift to the next effort

level increasing your metabolic equivalent running speed. If you decrease your pedal speed, the ElliptiMill will automatically down-shift to a lower effort level setting decreasing your metabolic equivalent running speed.

- Displays metabolic equivalent speed and distance
- Interactive graphic Race Mode - Pedal to keep up with your personal motivator
- Numeric keypad for easy data entry
- 5 Built-in programs with variable time and 20 effort levels
- 5 User-defined programs
- Time, distance and calorie goal programs

- 6 Fitness tests: Balke, Firefighter, Army, Navy, USMC, USAF
- Military fitness tests feature **Automatic Shift Transmission Technology**
- 2 Built-in heart-rate monitoring programs
- 4 User-defined heart-rate monitoring programs
- 5 Body-specific training programs
- Displays data in English or metric configurations
- Standard wireless-chest-strap heart-rate monitoring system
- Standard AccuTrack contact heart-rate monitoring system

## BODY SPECIFIC PROGRAMS



## USER SELECTABLE SCENERY



## VSI



## TRACK WITH RACE MODE



# Cardio Control Panel



**Metabolic Equivalent Speed**  
An advanced algorithm calculates your metabolic-equivalent-speed based on your effort level and pedal speed. If you can exercise at a metabolic-equivalent-speed of 12 MPH (19.3 km/h) on an ElliptiMill, it means you are capable of running 12 MPH (19.3 km/h) outside.



The Cardio panel features a two-color, hi-definition, motivational display.

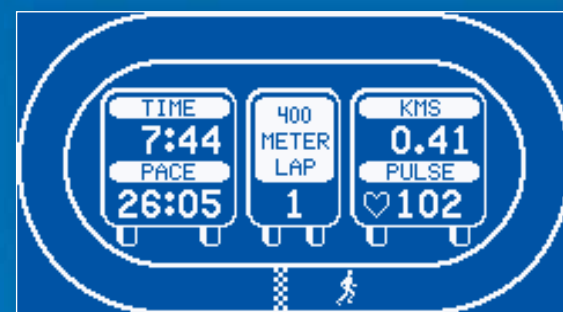
High-Tech Entertainment Center not shown

- Displays metabolic equivalent speed and distance
- Numeric keypad for easy data entry
- 5 Built-in programs with variable time and 20 effort levels
- 5 User-defined programs
- Time, distance and calorie goal programs
- 3 Fitness tests: Balke, Firefighter, Army
- Army fitness test feature **Automatic Shift Transmission Technology**
- 2 Built-in heart-rate monitoring programs
- 2 User-defined heart-rate monitoring programs
- Displays data in English or metric configurations
- Standard wireless-chest-strap heart-rate monitoring system
- Standard AccuTrack contact heart-rate monitoring system

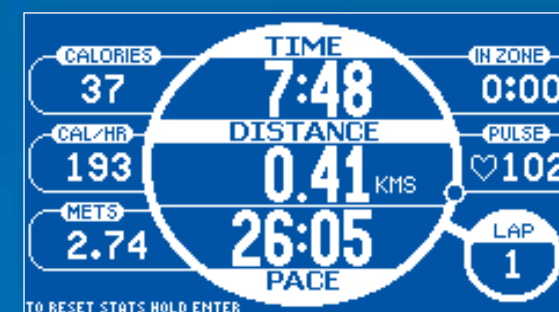
PERSONALIZED DISPLAY



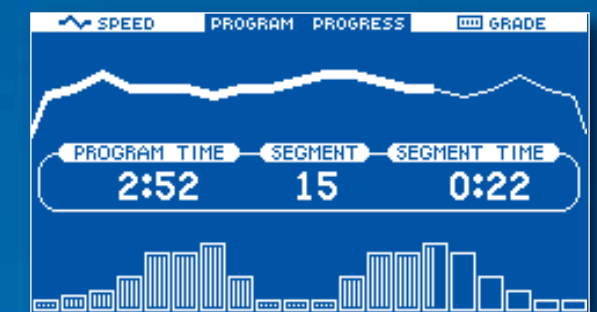
TRACK DISPLAY



STATISTICS DISPLAY



PROGRAM DISPLAY



# Pro Sports Control Panel



**Metabolic Equivalent Speed**  
An advanced algorithm calculates your metabolic-equivalent-speed based on your effort level and pedal speed. If you can exercise at a metabolic-equivalent-speed of 12 MPH (19.3 km/h) on an ElliptiMill, it means you are capable of running 12 MPH (19.3 km/h) outside.



The Pro Sports panel features a two-color, hi-definition, motivational display.

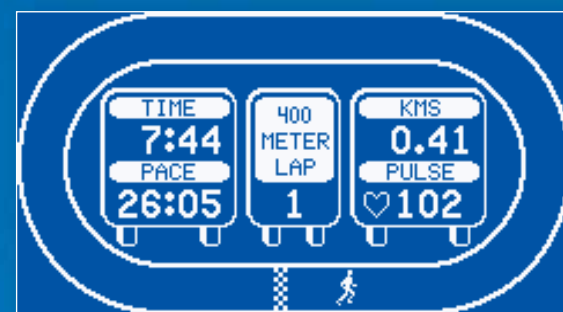
High-Tech Entertainment Center not shown

- Displays metabolic equivalent speed and distance
- Numeric keypad for easy data entry
- 5 Built-in programs with variable time and 20 effort levels
- 5 User-defined programs
- Displays data in English or metric configurations
- Standard wireless-chest-strap heart-rate monitoring system
- Standard AccuTrack contact heart-rate monitoring system

PERSONALIZED DISPLAY



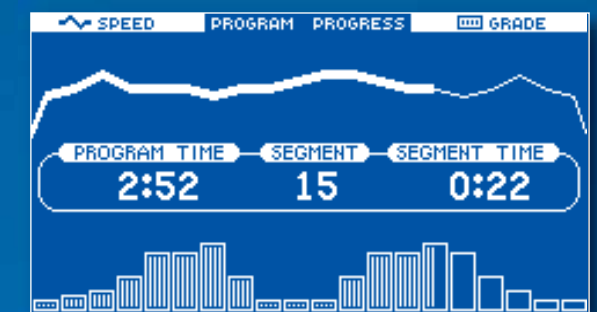
TRACK DISPLAY



STATISTICS DISPLAY



PROGRAM DISPLAY



# Pro Control Panel



**Metabolic Equivalent Speed**  
An advanced algorithm calculates your metabolic-equivalent-speed based on your effort level and pedal speed. If you can exercise at a metabolic-equivalent-speed of 12 MPH (19.3 km/h) on an ElliptiMill, it means you are capable of running 12 MPH (19.3 km/h) outside.

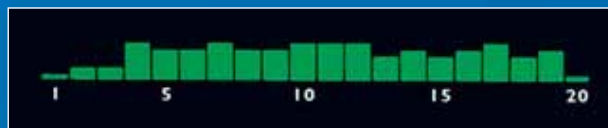


The Pro panel features built-in and user-defined programs with an easy to use LED display.

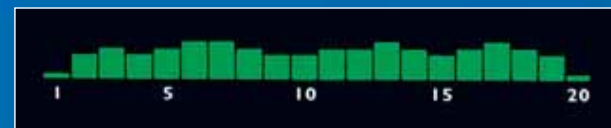
High-Tech Entertainment Center not shown

- Displays metabolic equivalent speed and distance
- Statistics display shows Time, Distance, Speed, Calories, Rev/Min and Pulse
- 5 Built-in programs with variable time and 20 effort levels
- 2 User-defined programs
- Displays data in English or metric configurations
- Standard wireless-chest-strap heart-rate monitoring system
- Standard AccuTrack contact heart-rate monitoring system

INTERMEDIATE




ADVANCED



INTERVALS




ENDURO



# Landice Vision System

Turn your ElliptiMill® into an entertainment center with the Landice Vision System. Our gorgeous 15" (38.1 cm) liquid-crystal display includes a built-in TV tuner.




Stream movies and digital content to the 15" (38.1 cm) display with our optional iPod audio/video cable

The Landice Vision System carries the display manufacturer's 1 year parts warranty. iPod not included.

# Landice Tablet Bracket

Enjoy all the internet has to offer with the Landice Tablet Bracket. Our proprietary adjustable clamp securely holds your iPad, Android tablet, or electronic reader in the perfect position for surfing the internet or viewing your favorite digital content. Mount and dismount your digital device in less than a second.



Changes size to hold a variety of devices in vertical or horizontal positions.

Six degrees of freedom allows station to tilt, move up and down, forward and back, in order to achieve your perfect ergonomic position.

The Landice Tablet Bracket carries a manufacturer's 1 year parts warranty. iPad, iPod, Android tablet, electronic reader not included.



Plug your TV cable directly into the bottom of our ElliptiMill to watch your favorite shows.



Mount your own TV or computer monitor with our optional VESA-D bracket.



Stream movies and digital content to the 15" (38.1 cm) display with our optional iPod audio/video cable.



Changes size to hold digital device in either vertical or horizontal positions.



Six degrees of freedom allows unit to tilt, move up and down, forward and back.



The Tablet Bracket comes with a 7" (17.8 cm) or 10" (25.4 cm) docking station.

- 2" (5 cm) pedal spacing
- Adjustable Stride Length System: 17" - 23" (43.1 -58.4 cm)
- Rear step reduces step-up height to 7" (17.8 cm)
- 5 cm diameter side rails with molded hand grips
- Orthopedic "gel" foot pedal inserts
- 11" (27.9 cm) diameter flywheel
- 1100 Watt electric brake
- Rollmentum™ Center-Drive System with self-aligning pedal guide rollers
- Center-mounted handrails with AccuTrack contact heart-rate monitoring system
- Moving handrails with molded contoured finger grips
- 11-gauge heavy duty steel construction
- 227 kg user weight capacity
- Physical footprint: 34" x 68" (89 x 172.7 cm)
- Active footprint: 34" x 68" (89 x 172.7 cm)
- Voltage: 110VAC or 220VAC, 50/60 Hz, 15 A
- Shipping weight: 500 lbs. (227 kg)
- Shipping dimensions: 82" x 41" x 25" (208.2 x 104.1 x 63.5 cm)



Oversized foot pedals with Orthopedic "gel" inserts.



Rollmentum™ Center-Drive System features guide rollers which provide maximum bearing life.



Adjustable Stride Length System will vary from 17 to 23 inches (43.1 to 58.4 cm).



Optional Stride Lock kit allows commercial facilities to preset and lock the stride length between 17 to 23 inches (43.1 to 58.4 cm).



Optional Rehabilitation Step extends to the active footprint while providing a low step up height.

E9 Executive ElliptiMill		E9 Cardio ElliptiMill	
<ul style="list-style-type: none"> <li>• 8.5" (21.6 cm) full color LCD graphic display</li> <li>• Displays metabolic equivalent speed and distance</li> <li>• 5 Built-in programs with variable time and 20 effort levels</li> <li>• 5 User-defined programs</li> <li>• 2 Built-in heart-rate monitoring programs</li> <li>• 4 User-defined heart-rate monitoring programs</li> <li>• 6 Fitness tests: Balke, Firefighter, Army, Navy, USMC, USAF</li> </ul>	<ul style="list-style-type: none"> <li>• Time, distance and calorie goal programs</li> <li>• 5 Body-specific training programs</li> <li>• Interactive graphic Race Mode - Pedal to keep up with your personal motivator</li> <li>• Numeric keypad for easy data entry</li> <li>• Displays data in English or metric configurations</li> <li>• Standard wireless-chest-strap heart-rate monitoring system</li> <li>• Standard AccuTrack contact heart-rate monitoring system</li> </ul>	<ul style="list-style-type: none"> <li>• 5" (12.7 cm) two-color LCD</li> <li>• Displays metabolic equivalent speed and distance</li> <li>• 5 Built-in programs with variable time and 20 effort levels</li> <li>• 5 User-defined programs</li> <li>• 2 Built-in heart-rate monitoring programs</li> <li>• 2 User-defined heart-rate monitoring programs</li> <li>• 3 Fitness tests: Balke, Firefighter, Army</li> </ul>	<ul style="list-style-type: none"> <li>• Time, distance, and calorie goal programs</li> <li>• Numeric keypad for easy data entry</li> <li>• Displays data in English or metric configurations</li> <li>• Standard wireless-chest-strap heart-rate monitoring system</li> <li>• Standard AccuTrack contact heart-rate monitoring system</li> </ul>
E9 Pro Sports ElliptiMill		E9 Pro ElliptiMill	
<ul style="list-style-type: none"> <li>• 5" (12.7 cm) two-color LCD</li> <li>• Displays metabolic equivalent speed and distance</li> <li>• 5 Built-in programs with variable time and 20 effort levels</li> <li>• 5 User-defined programs</li> <li>• Numeric keypad for easy data entry</li> </ul>	<ul style="list-style-type: none"> <li>• Displays data in English or metric configurations</li> <li>• Standard wireless-chest-strap heart-rate monitoring system</li> <li>• Standard AccuTrack contact heart-rate monitoring system</li> </ul>	<ul style="list-style-type: none"> <li>• Displays metabolic equivalent speed and distance</li> <li>• Statistics display shows Time, Distance, Speed, Calories, Rev/Min and Pulse</li> <li>• 5 Built-in programs with variable time and 20 effort levels</li> <li>• 2 User-defined programs</li> </ul>	<ul style="list-style-type: none"> <li>• Displays data in English or metric configurations</li> <li>• Standard wireless-chest-strap heart-rate monitoring system</li> <li>• Standard AccuTrack contact heart-rate monitoring system</li> </ul>