

L Series Treadmills





With your first step onto a Landice treadmill you become part of a unique workout experience — one that delivers a health-club quality workout in the privacy of your own home.

This is the philosophy that underlies the design of the L Series treadmills. Built to full institutional standards, these treadmills offer the latest in engineering technology combined with old-fashioned American craftsmanship.

Soft styling enables these treadmills to blend into any environment, but don't be fooled by their refined looks and whisper-quiet operation. Underneath the hood is the raw power of a **4 horsepower** continuous-duty drive motor.

Landice has manufactured treadmills for over 40 years. We have placed over 100,000 units in the harshest commercial environments. Because we use the same time-tested commercial grade components in all our treadmills, only Landice can offer a residential bumper-to-bumper Assignable Lifetime Warranty.

#1 Rated Company

Landice is consistently rated #1 by the world's leading consumer magazines. In a "Runner's World" magazine survey of over 2,000 users who owned or used a Landice at a gym or corporate fitness center, Landice was rated number one in customer satisfaction.





LANDICE

L Series Treadmills are available in two frame sizes; L7 and L8.

Each frame is available with your choice of four control panels and two shock absorption systems.

L Series Treadmill Features

- 0.5 to 12.0 mph speed range
- 15% grade elevation
- 4 HP continuous-duty drive motor
- 1-inch thick reversible deck
- Rust-free aluminum frame
- Integrated reading / accessory rack
- iPod® pocket with Landice PodGrip™

L8 Treadmill Frame Highlights

- 22" x 63" four-ply treadbelt
- 3-1/2" diameter, 22-pound steel rollers
- 500-pound user weight capacity
- 34" x 83" footprint

L7 Treadmill Frame Highlights

- 20" x 58" four-ply treadbelt
- 2-1/2" diameter, 14-pound steel rollers
- 400-pound user weight capacity
- 34" x 76" footprint

L Series Shock Absorption Systems

- Standard VFX Shock Absorption (5 times softer-than-grass)
- Optional Orthopedic Shock Absorption (7 times softer-than-grass)

L Series Options

- Landice Vision System - 12" TV with built-in DVD player
- Landice WalkStation™ - Converts your treadmill into a computer work station
- VESA-D Bracket - Mount your own TV or computer monitor

Executive Trainer Control Panel



The Executive Trainer panel features a computer-animated video display with state-of-the-art graphics.

- Personal data and statistics storage for five family members
- Numeric keypad with Quick-Speed and Quick-Grade controls
- 5 Built-in programs with variable time, speed and elevation
- 5 User-defined programs
- Time, distance, and calorie goal programs
- 2 Built-in heart-rate monitoring programs
- 6 fitness tests: Balke, Firefighter, Army, Navy, USMC, USAF
- 4 User-defined heart-rate monitoring programs
- Displays data in English or metric configurations
- **Standard wireless-chest-strap heart-rate monitoring system**
- **Standard AccuTrack contact heart-rate monitoring system**

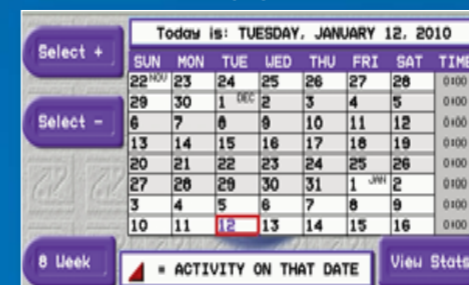
VSI DISPLAY



USER SELECTABLE SCENERY



TRAINING CALENDAR



TRACK WITH RACE MODE



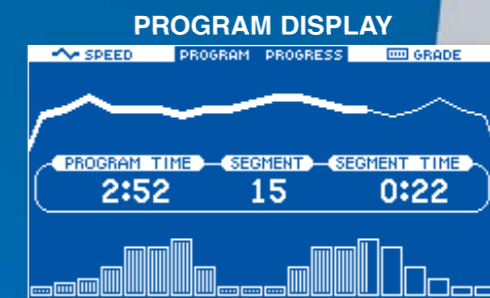
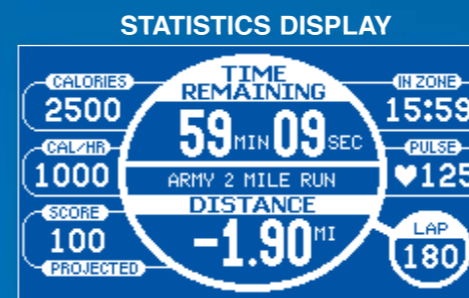
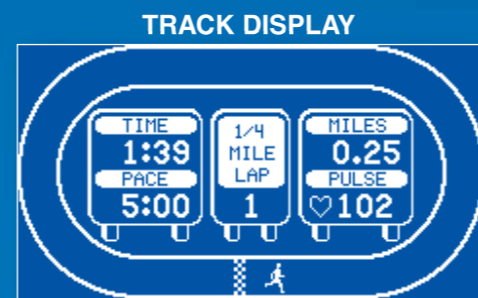
Cardio Trainer Control Panel



The Cardio Trainer Control panel features a two-color, hi-definition, motivational display.

- Personal data and statistics storage for two family members
- Numeric keypad with Quick-Speed and Quick-Grade controls
- 5 Built-in programs with variable time, speed and elevation
- 5 User-defined programs
- Time, distance, and calorie goal programs

- 3 Fitness tests: Balke, Firefighter, Army
- 2 Built-in heart-rate monitoring programs
- 2 User-defined heart-rate monitoring programs
- Displays data in English or metric configurations
- **Standard wireless-chest-strap heart-rate monitoring system**
- **Standard AccuTrack contact heart-rate monitoring system**

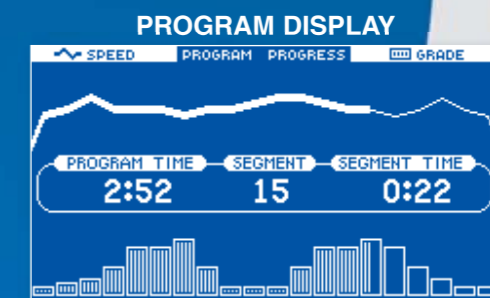
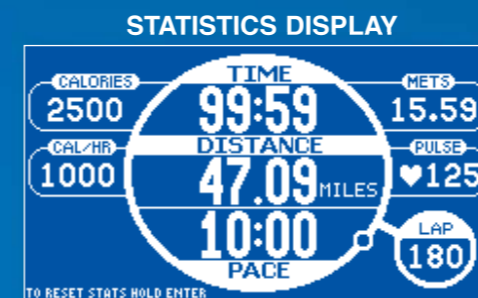
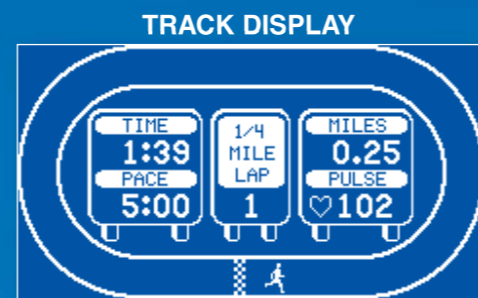


Pro Sports Trainer Control Panel



The Pro Sports Trainer panel features a two-color, hi-definition, motivational display.

- Numeric keypad with Quick-Speed and Quick-Grade controls
- 5 Built-in programs with variable time, speed and elevation
- 5 User-defined programs
- Displays data in English or metric configurations
- Optional AccuTrack contact heart-rate monitoring system
- **Standard wireless-chest-strap heart-rate monitoring system**



Pro Trainer Control Panel

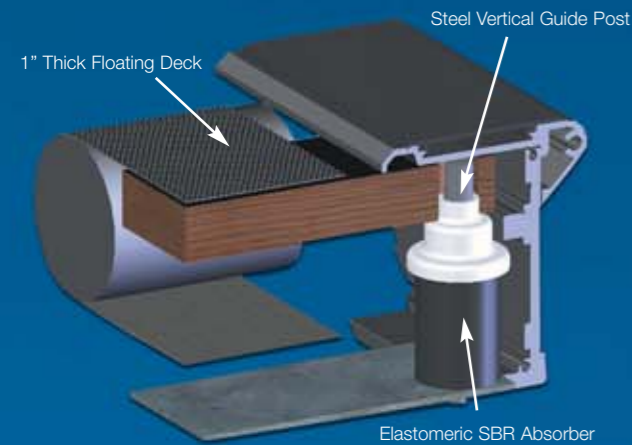


The Pro Trainer features built-in and user-defined programs with an easy to use LED display.

- Statistics display showing: Time, Distance, Speed, Elevation, Calories, Pace and Optional Pulse
- Dedicated Speed Display
- 5 Built-in programs with variable time and unlimited effort levels
- 2 User-defined programs
- Optional AccuTrack contact heart-rate monitoring system
- Optional wireless-chest-strap heart-rate monitoring system

THE LANDICE SHOCK ABSORPTION SYSTEM

Landice is the industry leader in treadmill shock absorption. Our system is based on the latest medical research to provide optimal comfort, smoothness and reliability while reducing the risk of injury.



Located beneath the deck, six elastomeric SBR absorbers are specifically tuned to a runner's stride. Landice's unique steel guide-post design guides the deck in the vertical direction eliminating side-to-side motions which can be harmful to joints and knees.

VFX SHOCK ABSORPTION SYSTEM - 5 TIMES SOFTER THAN GRASS (Standard)

Designed for walkers and runners seeking significant impact reduction while maintaining a realistic outdoor feel.



Standard 4-ply treadbelt
5X magnification



VFX Tuned Suspension System

ORTHOPEDIC SHOCK ABSORPTION SYSTEM - 7 TIMES SOFTER THAN GRASS (Optional)

Provides the ultimate reduction of impact on joints and knees.

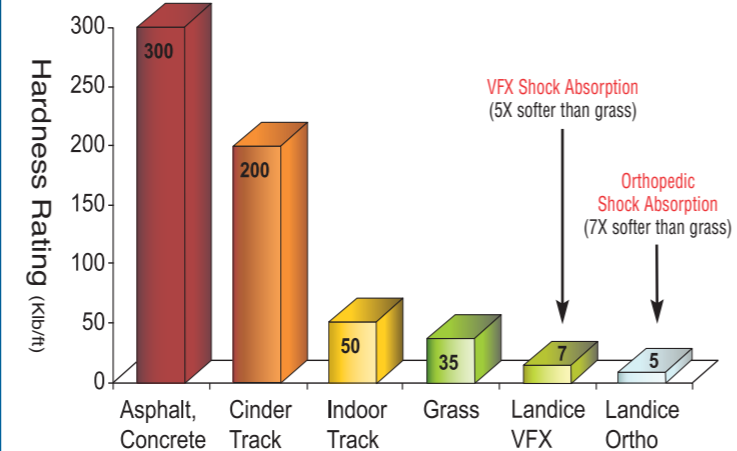


Orthopedic 4-ply,
cushioned treadbelt
5X magnification



Orthopedic Tuned Suspension System

Landice offers two levels of shock absorption.



THE LANDICE VISION SYSTEM

Turn your L Series Treadmill into entertainment center with the Landice Vision System. Landice's gorgeous 12" liquid crystal video display includes a side-loading DVD player and a coaxial cable connection so you can watch your favorite television shows.



- Plug your TV cable directly into the bottom of the treadmill.



- Mount your own TV with our optional VESA-D mounting bracket.



- Display your favorite movie from your iPod® with our optional iPod® audio/video cable.



THE LANDICE WALKSTATION™

Why surf the internet, answer your emails, or take a conference call at your desk when you can be burning calories on a Landice WalkStation. Get a great walking workout while using the WalkStation's versatile computer work surfaces, or swing the work surfaces out of the way and crank up the treadmill's speed to get in your daily run.

FEATURES

- Easily adapts to any newer style Landice Treadmill.
- Secure a laptop notebook computer to the reading rack with the LapStrap™ computer strap.
- Adjustable TreadMouse™ mouse pad and multi-function PhoneDock™ mounts on either rail.
- Adjustable ErgoKey™ keyboard tray slides out of the way or is easily removed.
- Mount your own computer monitor with our optional VESA-D mounting bracket.



[Life·time] [War·ran·ty]

noun: The period of time during which an individual is alive.

noun: A legally binding guarantee attesting to the quality and durability of a product.

All Landice residential treadmills feature an assignable bumper-to-bumper Lifetime Warranty on all parts, including wear items.

It's about the Details

Landice has manufactured treadmills for over 40 years. We have placed over 100,000 treadmills in the harshest commercial environments. Because we use the same time-tested commercial grade components in all our products, only Landice can offer a Lifetime Residential Warranty.



American-made 4 horsepower continuous-duty drive motor provides 0.5 mph to 12 mph speed range.

▶ **Runs cooler, lasts longer.**



Compare our cast metal end caps to our competitor's plastic ones.

▶ **Never break when stepped on.**



1000-pound thrust elevation motor is 33% stronger than the nearest competitor's.

▶ **Smooth operation, extended life.**

Molded iPod® pocket with non-slip Landice PodGrip™ surface.

▶ **Keeps your iPod® conveniently in place.**



1-inch thick, reversible deck with 4-ply treadbelt.

▶ **Maintenance-free durability.**



Rust-free aluminum frames with up to a 500 pound user weight capacity.

▶ **Built to last a lifetime.**



If you are looking for a treadmill from a company that makes lifetime commitments, call 1-800-LANDICE



sales@landice.com ▪ www.landice.com ▪ 800-LANDICE



MADE IN THE USA